



CATEGORY CODE	CATEGORY OF SHAREHOLDER	NO OF SHAREHOLDERS	TOTAL NUMBER OF SHARES	NO OF SHARES HELD IN DEMATERIALIZED FORM	TOTAL NO OF SHARES	AS a PERCENTAGE of (A+B)	AS a PERCENTAGE of (A+B+C)	NUMBER OF SHARES	SHARES PLEDGE OR OTHERWISE ENCUMBERED	AS a PERCENTAGE of (IX)-(VIII)/(IV)*100
(I)	(II) PROMOTER AND PROMOTER GROUP	(III)	(IV)	(V)	(VI)	(VII)	(VIII)	(IX)	(X)	(XI)
(A)	INDIAN									
(1)	Individual/HUF	3	27107115	27107115	49.34	49.34	26190169	96		
(b)	Central Government/State Government(s)	0	0	0	0.00	0.00	0	0		
(c)	Bodies Corporate	1	27054	27054	0.05	0.05	0	0		
(d)	Financial Institutions / Banks	0	0	0	0.00	0.00	0	0		
(e)	Others	3	3213443	3213443	5.85	5.85	3213443	100		
	<b>Sub-Total A(1) :</b>	<b>7</b>	<b>30347612</b>	<b>30347612</b>	<b>55.23</b>	<b>55.23</b>	<b>29403612</b>	<b>96</b>		
(2)	FOREIGN									
(a)	Individuals (NRIs/Foreign Individuals)	0	0	0	0.00	0.00	0	0		
(b)	Bodies Corporate	0	0	0	0.00	0.00	0	0		
(c)	Institutions	0	0	0	0.00	0.00	0	0		
(d)	Qualified Foreign Investor	0	0	0	0.00	0.00	0	0		
(e)	Others	0	0	0	0.00	0.00	0	0		
	<b>Sub-Total A(2) :</b>	<b>0</b>	<b>0</b>	<b>0</b>	<b>0.00</b>	<b>0.00</b>	<b>0</b>	<b>0</b>		
	<b>Total A=A(1)+A(2)</b>	<b>7</b>	<b>30347612</b>	<b>30347612</b>	<b>55.23</b>	<b>55.23</b>	<b>29403612</b>	<b>96</b>		
(B)	PUBLIC SHAREHOLDING									
(1)	INSTITUTIONS									
(a)	Mutual Funds /UTI	2	1111592	1111592	2.02	2.02	0	0		
(b)	Financial Institutions /Banks	0	0	0	0.00	0.00	0	0		
(c)	Central Government / State Government(s)	0	0	0	0.00	0.00	0	0		
(d)	Venture Capital Funds	1	6005401	6005401	10.93	10.93	0	0		
(e)	Insurance Companies	0	0	0	0.00	0.00	0	0		
(f)	Foreign Institutional Investors	2	189753	189753	0.35	0.35	0	0		
(g)	Foreign Venture Capital Investors	0	0	0	0.00	0.00	0	0		
(h)	Qualified Foreign Investor	0	0	0	0.00	0.00	0	0		
(i)	Others	0	0	0	0.00	0.00	0	0		
	<b>Sub-Total B(1) :</b>	<b>5</b>	<b>7306746</b>	<b>7306746</b>	<b>13.30</b>	<b>13.30</b>	<b>0</b>	<b>0</b>		
(2)	NON-INSTITUTIONS									
(a)	Bodies Corporate	363	4390965	4390965	7.99	7.99	0	0		
(b)	Individuals									
	<b>(i) Individuals holding nominal share capital upto Rs.1 lakh</b>	<b>10776</b>	<b>6955594</b>	<b>6955491</b>	<b>12.66</b>	<b>12.66</b>	<b>0</b>	<b>0</b>		




CATEGORY CODE	CATEGORY OF SHAREHOLDER	NO OF SHAREHOLDERS (iii)	TOTAL NUMBER OF SHARES (iv)	NO OF SHARES HELD IN DEMATERIALIZED FORM (v)	TOTAL SHAREHOLDING AS A % OF TOTAL NO OF SHARES		SHARES PLEDGE OR OTHERWISE ENCUMBERED	AS a PERCENTAGE OF (ix)=(viii)/(iv)*100
					AS a PERCENTAGE of (A+B) (vi)	AS a PERCENTAGE of (A+B+C) (vii)		
(i)	(ii) Individuals holding nominal share capital in excess of Rs.1 lakh	199	5569260	5569260	10.14	10.14		
(c)	Others							
	CLEARING MEMBERS	28	120010	120010	0.22	0.22		
	NON RESIDENT INDIANS	138	252777	252777	0.46	0.46		
(d)	Qualified Foreign Investor	0	0	0	0.00	0.00		
	Sub-Total B(2) :	11504	17288606	17288503	31.47	31.47		
	Total B=B(1)+B(2) :	11509	24595352	24595249	44.77	44.77		
	Total (A+B) :	11516	54942964	54942861	100.00	100.00		
(C)	Shares held by custodians, against which Depository Receipts have been issued							
(1)	Promoter and Promoter Group	0	0	0	0.00	0.00		
(2)	Public							
	<b>GRAND TOTAL (A+B+C) :</b>	<b>11516</b>	<b>54942964</b>	<b>54942861</b>	<b>100.00</b>	<b>0.00</b>	<b>29403612</b>	<b>53</b>




*[Handwritten signature]*


(i)(b)	Statement showing holding of securities (including shares, warrants, convertible securities) of persons belonging to the category "Promoter and Promoter Group"	Details of Shares held		Encumbered shares (*)		Details of Warrants		Details of convertible securities		Total Shares (including underlying shares assuming full conversion of warrants and convertible securities) as a % of diluted share capital	
Sr. No	Name of the Shareholder	No. of Shares held (iii)	As a % of grand total (A)+(B)+(C) (iv)	Pledge Shares (v)	AS a percentage (vi)=(v)/(iii)*100 (vii)	AS a % of grand total (A) + (B) + (C) of sub-clause (i)(a) (viii)	Number of warrants held (ix)	As a % total number of warrants of the same class (x)	Number of convertible securities held (xi)	As a % total number of convertible securities of the same class (xii)	(xiii)
1	KAILASH GUPTA	23609495	42.97	22750579	96.36	41.41	0	0.00	0	0.00	42.97
2	REKHA GUPTA	3439590	6.26	3439590	100.00	6.26	0	0.00	0	0.00	6.26
3	NANDINI MALPANI	1620000	2.95	1620000	100.00	2.95	0	0.00	0	0.00	2.95
4	NANDINI MALPANI	1124105	2.05	1124105	100.00	2.05	0	0.00	0	0.00	2.05
5	NANDINI MALPANI	469338	0.85	469338	100.00	0.85	0	0.00	0	0.00	0.85
6	SHALINI GUPTA	58030	0.11	0	0.00	0.00	0	0.00	0	0.00	0.11
7	COMMERCIAL AUTOMOBILES PRIVATE LIMITED	27054	0.05	0	0.00	0.00	0	0.00	0	0.00	0.05
	TOTAL :	30347612	55.23	29403612	96.89	53.52	0	0.00	0	0.00	55.23



(i)/(c)(i)	Statement showing holding of securities (including shares, warrants, convertible securities) of persons belonging to the category "Public" and holding more than 1% of the total number of shares	Number of shares held	Shares as a percentage of total number of shares (i.e., Grant total (A)-(B)-(C) indicated in Statement at para (i)(e) above)	Details of warrants		Details of convertible securities		Total shares (including underlying shares assuming full conversion of warrants and convertible securities) as a % of diluted share capital)
Sr.No.	Name of the shareholder	Number of shares held	(i)(e) above)	Number of warrants held	As a % total number of warrants of the same class	Number of convertible securities held	% w.r.t total number of convertible securities of the same class	
1	TATA CAPITAL GROWTH FUND I	6005401	10.93	0	0.00	0	0.00	10.93
2	HSBC MIDCAP EQUITY FUND	655000	1.19	0	0.00	0	0.00	1.19
	TOTAL :	6660401	12.12	0	0.00	0	0.00	12.12



(1)(c)(iii)	Statement showing holding of securities (including shares, warrants, convertible securities) of persons (together with PAC) belonging to the category "Public" and holding more than 5% of the total number of shares of the company														
Sr. No.	Name(s) of the shareholder(s) and the Persons Acting in Concert (PAC) with shares held	Number of shares held	Shares as a percentage of total number of shares (i.e., Grant total (A)+(B)+(C) indicated in Statement at para (i)(a) above)	Details of warrants		Details of convertible securities		Total shares (including underlying shares assuming full conversion of warrants and convertible securities) as a % of diluted share capital)							
				Number of warrants held	As a % total number of warrants of the same class	Number of convertible securities held	% w.r.t total number of convertible securities of the same class								
1	TATA CAPITAL GROWTH FUND I	6005401	10.93	0	0.00	0	0.00	10.93							
	<b>TOTAL :</b>	<b>6005401</b>	<b>10.93</b>	<b>0</b>	<b>0.00</b>	<b>0</b>	<b>0.00</b>	<b>10.93</b>							



A handwritten signature is written over a circular stamp. The stamp contains some illegible text, possibly a company name or official seal.